


SPHERICALPLATE 5D®

Ecosystem for Regenerative Medicine



- Uniformly sized spheroids
- Physiological, standardized and easy spheroid formation by optimized niche geometry and surface
- Convenient upscaling without loss of spheroid quality
- Ability to translate into diagnostic or clinical use

▶ TURN PIPETTING INTO PUBLISHING

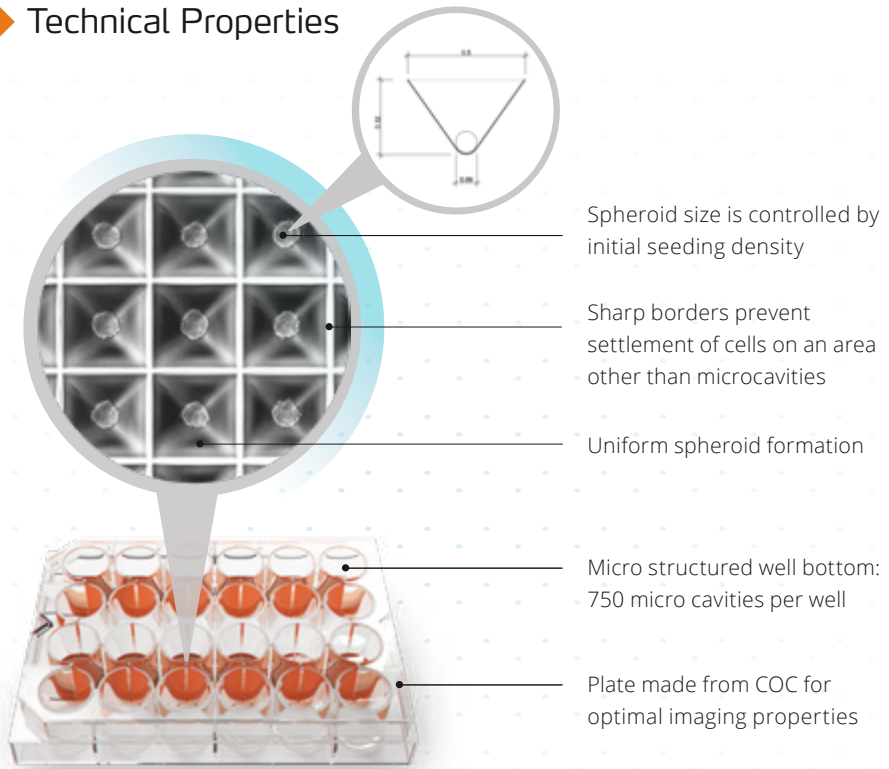
#communicare

 heidolph

KUGELMEIERS®
▶ ENABLING UNLIMITED CELL THERAPIES



► Technical Properties



Cytotoxicity	free from detectable cytotoxic substances according to ISO 10993-5*
--------------	---

Plate material	clear and transparent cyclic olefin copolymer (COC)
----------------	---

Surface	proprietary coating in wells A1-A6 and C1-C6
---------	--

Lid material	clear and transparent polystyrene (PS)
--------------	--

Sterility (irradiation)	guaranteed sterility assurance level (SAL) 10^{-6} according to ISO 11137
-------------------------	---

* NAMSA-GLP report December 2017

Number of Microwells

Per well 750

Per plate 9000

Volumes / well

Theoretical max. volume 3.0 ml

Working volume 0.5-2.0 ml

► Cells Successfully Cultivated in the Sphericalplate 5D®

human embryonic stem cells

mouse embryonic stem cell line (HM-1)

human bone marrow-derived mesenchymal stromal cells

human adipose-derived mesenchymal stromal cells

human islet cells

rat islet cells

mouse islet cells

human glioblastoma cell line

human prostate cancer cell line

human adrenal gland cancer cell line

human breast cancer cell line (MCF-7)

human breast cancer cell line (BT20)

human A549 cell line from lung carcinoma

mouse 3T3 fibroblast cell line

human umbilical vein endothelial cell line (huVEC)

human liver carcinoma cell line (HepG2)

human pluripotent stem cell line (Hs181)

human osteosarcoma cell line (Saos-2)

human caucasian fetal lung cell line (WI 38)

human amniotic epithelial cells (hAEC)

For the generation of: 3D cell cultivation/Embryoid bodies/Tumor spheroids

▶ Commercial Benefits



400x Space Savings*
from factor 80 to 400



60x Time Savings*
minimum 60 times versus multi-channel repeater



90x Cost Reduction*
41 to 150 times compared to other platforms,
labour saving not included!

* When compared to classical hanging drop cultures or single spheroid formation per well.

▶ Order Information

Specification	Pack of	Price/Pack
Sphericalplate 5D® 24-well cell culture with Microwells (12)	1 Plate	84 CHF

For special limited introduction offers please contact
[envelope info@kugelmeiers.com](mailto:envelope_info@kugelmeiers.com)

► Safety First

„Safety First“ is the principle of the new culture platform Sphericalplate 5D®. Right from the start, this new plate provides a physiologic environment yielding in spheroid **uniformity, functionality and scalability.**

Our special geometry and surface enable every cell to be integrated within a spheroid giving you unparalleled control over your cell culture. Effortless upscaling, easy medium change and full automation capabilities give you all options not only for your lab but also for translational use.



► Sphericalplate 5D® Testimonials

«The Sphericalplate 5D® is working wonderfully with my human prostate cancer cell line.»

Dr. Lissette A. Cruz – Postdoctoral Research Fellow, Department of Diagnostic and Biomedical Sciences, University of Texas Health Science Center at Houston USA

«This plate is a game changer. Everyone who needs a lot of clusters needs this plate!»


Prof. Dr. Dr. Maximilian Y. Emmert – Institute for Regenerative Medicine, IREM, University of Zurich

«We just did our first try with #sp5d plates ... very happy with the results! Very uniform and compact!»

Prof. Chrisna Gouws – Associate Professor at North West University South Africa

«Only with the Sphericalplate 5D® from Kugelmeiers we were able to generate embryoid bodies out of different human iPS cell lines. Furthermore, with these plates we were able to scale up our differentiation and increase the yield of cardiomyocytes.»

Dr. Christian Rimbach – RTC University of Rostock, Germany



clustering made easy

Kugelmeiers Ltd.
www.kugelmeiers.com

Heidolph Instruments GmbH & Co. KG
www.heidolph.com



KUGELMEIERS
ENABLING UNLIMITED CELL THERAPIES



For research use only. Not for clinical diagnostic or therapeutic use. Technical changes, all errors and misprints excepted. Sphericalplate 5D® and Kugelmeiers® as well as the mentioned text and logos are the trademarks of Kugelmeiers Ltd.

01-006-003-35-0